

Scaled data based on original data using
LM-79-08 Approved Method: Electrical and Photometric Measurements of Solid-
State Lighting Products

Test Report Prepared for
Cooper Lighting Solutions
(formerly Eaton)

Brand: McGRAW-EDISON

Report Number: P227049

Luminaire Tested: **ISW-AF-800-LED-E1-SL4-7030**

Issue Date: 3/3/2020

Test Information

Test Method: LM-79-08
Report Number: P227049
TEST IS SCALED FROM IESNA LM-79-08 TEST DATA (P35947)
Test Lab: INNOVATION CENTER-P3
Issue Date: 3/3/2020
Manufacturer: COOPER LIGHTING SOLUTIONS (FORMERLY EATON)
Product Line: MCGRAW-EDISON
Catalog Number: ISW-AF-800-LED-E1-SL4-7030
Description: IMPACT ELITE LED WEDGE LUMINAIRE
LIGHT SQUARE WITH ACCULED OPTICS-TYPE IV W/SPILL CONTROL
Light Source: (16) 3000K CCT, 70 CRI LEDs
Ballast/Driver: ELECTRONIC DRIVER

Summary

Lumens per Lamp: N/A
Luminaire Lumens: 4055.2 lumens
Efficiency: N/A
Efficacy: 93.2 lumens/watt
Luminous Opening: Rectangular (W 0.5' x L: 0.5' x H: 0')
IES Classification: Type IV - Short - Semi-Cutoff
BUG Rating: B1 - U1 - G1

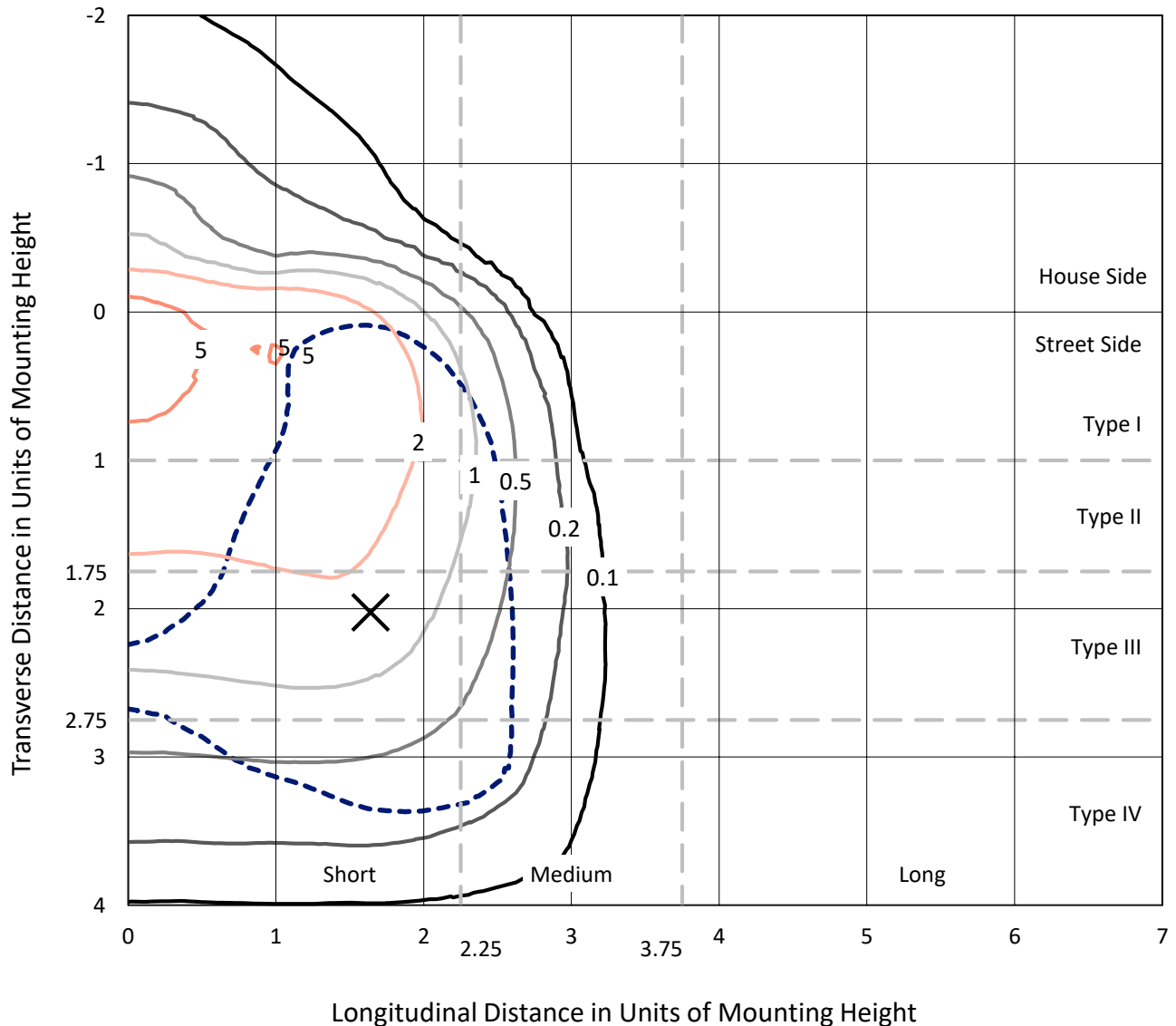
Input Watts (W): 43.5
Input Voltage (V): 120
Input Current (Ain): NR
Voltage Rise (V): NR
Power Factor: NR
Total Harmonic Distortion (THDi): NR
Frequency (hertz): 60
Stabilization Time: NR
Operation Time: NR
Ambient Temperature (°C): NR
Test Distance: 25 FT



REPORT NUMBER: P227049
 CATALOG NUMBER: ISW-AF-800-LED-E1-SL4-7030

Iso-Footcandle Lines of Horizontal Illumination

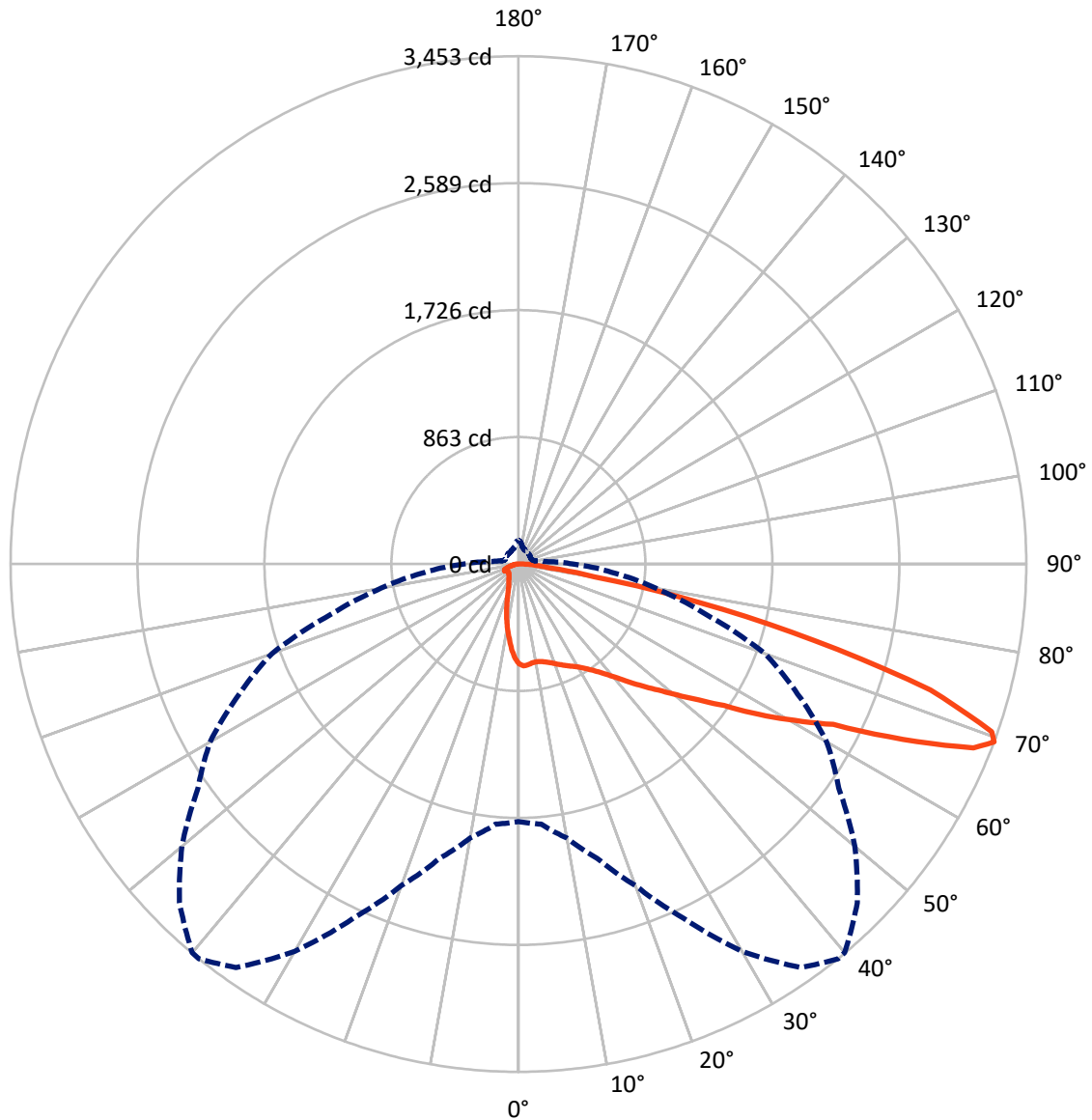
✕ Max cd
 - - - 1/2 Max cd



Based on 10 foot mounting height. Maximum calculated value = 6.8 fc
 Type IV - Short - Semi-Cutoff

REPORT NUMBER: P227049
CATALOG NUMBER: ISW-AF-800-LED-E1-SL4-7030

Luminous Intensity Polar Plot



— Vertical Plane Through 39-Deg Lateral - - - Horizontal Cone Through 69-Deg Vertical

REPORT NUMBER: P227049

CATALOG NUMBER: ISW-AF-800-LED-E1-SL4-7030

FLUX DISTRIBUTION:

		Downward	Upward	Total
House Side	Lumens	513.1	0.1	513.2
	% Fixture	12.7	0.0	12.7
Street Side	Lumens	3541.0	1.0	3542.0
	% Fixture	87.3	0.0	87.3
Total	Lumens	4054.0	1.1	4055.2
	% Fixture	100.0	0.0	100.0

Coefficient of Utilization

ZONAL LUMENS:

Zone	Lumens	% Fixture
0°-10°	58.6	1.4
10°-20°	147.8	3.6
20°-30°	230.1	5.7
30°-40°	347.8	8.6
40°-50°	556.5	13.7
50°-60°	874.6	21.6
60°-70°	1177.7	29.0
70°-80°	584.2	14.4
80°-90°	76.7	1.9
90°-100°	1.1	0.0
100°-110°	0.0	0.0
110°-120°	0.0	0.0
120°-130°	0.0	0.0
130°-140°	0.0	0.0
140°-150°	0.0	0.0
150°-160°	0.0	0.0
160°-170°	0.0	0.0
170°-180°	0.0	0.0
0°-90°	4054.0	100.0
0°-180°	4055.2	100.0



REPORT NUMBER: P227049

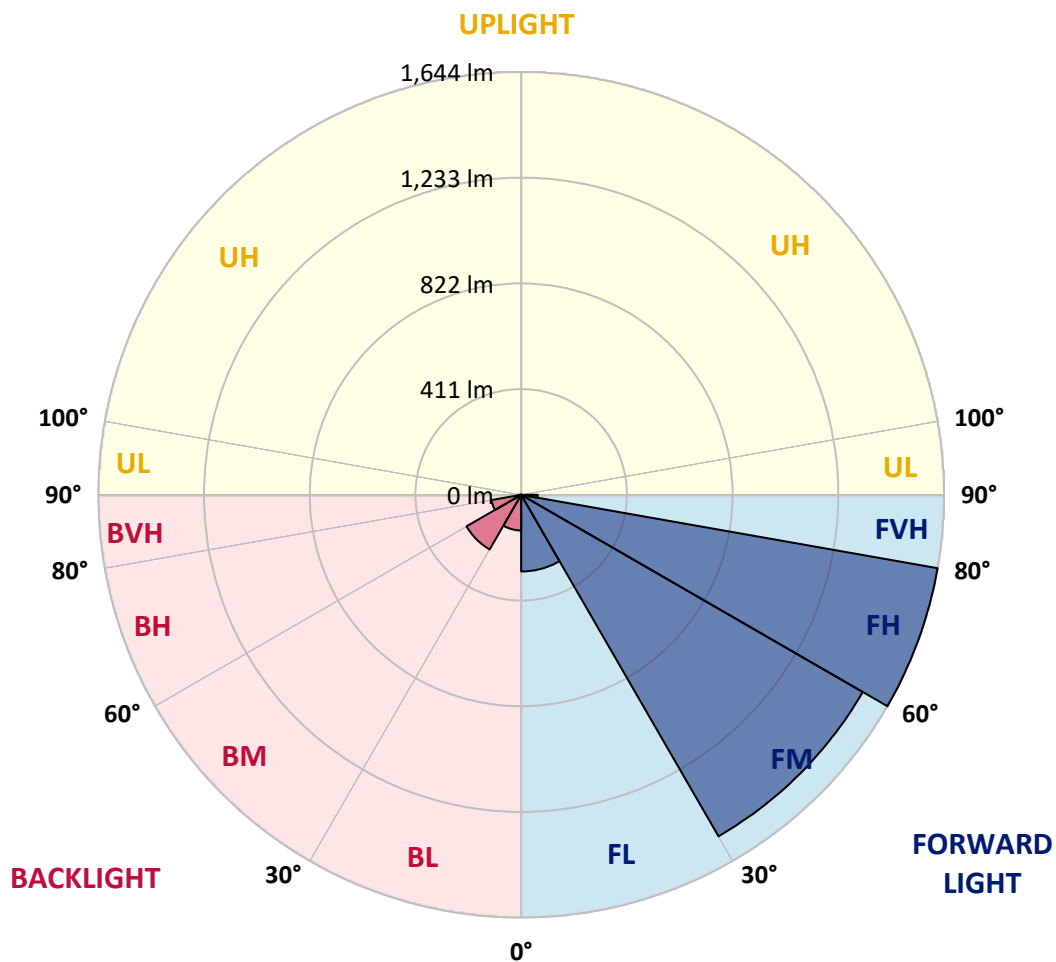
CATALOG NUMBER: ISW-AF-800-LED-E1-SL4-7030

LUMINAIRE CLASSIFICATION SYSTEM LUMEN TABLE AND BUG RATING:

Zone		Lumens	% Fixture	Zone Rating/Lumen Limit		
				B	U	G
FL	(0°-30°)	298.1	7.4			
FM	(30°-60°)	1533.8	37.8			
FH	(60°-80°)	1644.4	40.6			G1/1800
FVH	(80°-90°)	64.6	1.6			G1/100
BL	(0°-30°)	138.4	3.4	B1/500		
BM	(30°-60°)	245.1	6.0	B1/1000		
BH	(60°-80°)	117.4	2.9	B1/500		G1/500
BVH	(80°-90°)	12.1	0.3			G1/100
UL	(90°-100°)	1.1	0.0		U1/10	
UH	(100°-180°)	0.1	0.0		U1/10	

BUG Rating: B1-U1-G1

Type IV Short





REPORT NUMBER: P227049
 CATALOG NUMBER: ISW-AF-800-LED-E1-SL4-7030

CANDELA DISTRIBUTION (FULL):

	0°	5°	10°	15°	20°	25°	30°	35°	39°	40°	45°
0°	679.2	679.2	679.2	679.2	679.2	679.2	679.2	679.2	679.2	679.2	679.2
2.5°	695.7	696.3	696.3	697.0	694.3	694.3	695.0	692.4	693.7	693.0	689.7
5°	697.0	697.6	697.0	697.6	694.3	693.0	690.4	687.1	688.4	687.8	683.1
7.5°	693.7	694.3	693.0	693.7	689.7	687.1	683.1	680.5	678.5	677.9	672.0
10°	686.4	688.4	685.8	687.8	684.5	681.8	679.9	677.2	675.9	675.3	668.7
12.5°	675.9	677.2	677.9	680.5	680.5	681.2	681.2	679.2	679.9	679.2	673.9
15°	666.0	670.6	675.3	677.9	683.1	686.4	689.1	688.4	690.4	689.7	686.4
17.5°	666.0	670.0	677.9	686.4	696.3	700.9	704.9	704.9	705.5	704.2	698.9
20°	668.7	675.9	689.1	703.6	715.4	724.6	727.2	726.6	724.0	724.0	714.7
22.5°	690.4	695.0	709.5	725.3	741.7	750.9	751.6	749.6	744.4	743.0	731.9
25°	721.3	726.6	739.7	760.2	772.7	779.9	777.9	771.3	766.1	761.5	749.6
27.5°	769.4	773.3	786.5	800.3	807.5	810.2	802.3	793.1	787.1	785.2	769.4
30°	818.7	824.0	834.5	843.1	849.0	841.1	828.6	818.1	812.8	811.5	797.0
32.5°	879.3	879.9	887.2	889.1	889.8	876.6	859.5	849.7	847.7	845.1	833.9
35°	934.6	937.9	936.5	935.9	930.0	913.5	899.0	893.1	891.1	890.5	881.2
37.5°	983.9	989.2	985.9	980.0	972.7	959.6	944.4	937.9	944.4	940.5	942.5
40°	1032.0	1032.0	1028.0	1024.7	1016.2	1003.7	998.4	999.1	1009.6	1012.2	1014.9
42.5°	1073.4	1072.8	1068.8	1066.2	1064.9	1062.2	1059.6	1072.1	1092.5	1096.5	1102.4
45°	1118.8	1118.2	1103.0	1108.3	1117.5	1119.5	1128.7	1157.7	1182.7	1184.7	1197.2
47.5°	1162.9	1157.7	1143.2	1148.5	1174.8	1188.6	1203.7	1244.5	1279.4	1286.7	1321.5
50°	1209.0	1203.7	1187.9	1197.8	1234.7	1260.3	1295.9	1352.5	1400.5	1410.4	1455.8
52.5°	1257.0	1256.4	1243.9	1259.0	1304.4	1356.4	1412.4	1476.2	1534.8	1547.3	1614.4
55°	1315.0	1311.7	1306.4	1324.8	1389.3	1459.1	1546.6	1633.5	1697.3	1719.7	1787.5
57.5°	1380.1	1378.8	1379.5	1417.6	1495.3	1601.3	1708.5	1825.7	1931.0	1946.8	2010.0
60°	1436.7	1439.4	1454.5	1514.4	1611.8	1755.3	1906.0	2064.6	2158.0	2174.5	2236.4
62.5°	1505.8	1521.0	1554.5	1630.2	1744.7	1918.5	2113.9	2281.8	2402.2	2435.8	2552.9
65°	1671.7	1683.5	1746.0	1837.5	1983.6	2206.1	2430.5	2674.7	2873.4	2903.7	3004.4
67.5°	1792.8	1823.0	1921.1	2070.5	2281.8	2566.1	2874.1	3169.6	3337.4	3351.3	3280.8
69°	1750.7	1775.7	1891.5	2071.8	2326.5	2657.6	3040.6	3349.3	3452.6	3450.0	3258.5
70°	1686.2	1709.2	1836.9	2011.9	2289.0	2647.0	3043.2	3350.6	3413.1	3389.4	3170.3
72.5°	1412.4	1432.8	1552.6	1735.5	2004.0	2359.4	2732.6	2942.5	2929.4	2909.6	2547.7
75°	881.9	880.6	985.2	1091.2	1299.8	1659.2	1936.9	2105.4	2078.4	2063.3	1635.5
77.5°	329.7	352.8	390.9	504.8	600.9	795.0	1019.5	1207.0	1259.0	1192.6	880.6
80°	171.8	184.3	209.3	249.4	286.9	328.4	394.9	508.1	525.9	490.3	355.4
82.5°	135.6	150.7	175.7	209.9	236.3	220.5	208.0	215.2	213.9	204.0	181.0
85°	102.7	120.4	161.2	196.1	233.6	197.4	157.3	137.6	122.4	123.1	131.0
87.5°	51.3	66.5	127.0	171.1	203.4	131.0	102.7	79.6	66.5	63.8	85.6
90°	15.8	15.8	25.7	33.6	46.1	23.0	22.4	17.1	12.5	12.5	19.7
92.5°	0.0	0.0	0.0	0.0	0.0	0.0	0.0	0.0	0.0	0.0	0.0
95°	0.0	0.0	0.0	0.0	0.0	0.0	0.0	0.0	0.0	0.0	0.0
97.5°	0.0	0.0	0.0	0.0	0.0	0.0	0.0	0.0	0.0	0.0	0.0
100°	0.0	0.0	0.0	0.0	0.0	0.0	0.0	0.0	0.0	0.0	0.0
102.5°	0.0	0.0	0.0	0.0	0.0	0.0	0.0	0.0	0.0	0.0	0.0
105°	0.0	0.0	0.0	0.0	0.0	0.0	0.0	0.0	0.0	0.0	0.0
107.5°	0.0	0.0	0.0	0.0	0.0	0.0	0.0	0.0	0.0	0.0	0.0



REPORT NUMBER: P227049

CATALOG NUMBER: ISW-AF-800-LED-E1-SL4-7030

CANDELA DISTRIBUTION (continued):

	0°	5°	10°	15°	20°	25°	30°	35°	39°	40°	45°
110°	0.0	0.0	0.0	0.0	0.0	0.0	0.0	0.0	0.0	0.0	0.0
112.5°	0.0	0.0	0.0	0.0	0.0	0.0	0.0	0.0	0.0	0.0	0.0
115°	0.0	0.0	0.0	0.0	0.0	0.0	0.0	0.0	0.0	0.0	0.0
117.5°	0.0	0.0	0.0	0.0	0.0	0.0	0.0	0.0	0.0	0.0	0.0
120°	0.0	0.0	0.0	0.0	0.0	0.0	0.0	0.0	0.0	0.0	0.0
122.5°	0.0	0.0	0.0	0.0	0.0	0.0	0.0	0.0	0.0	0.0	0.0
125°	0.0	0.0	0.0	0.0	0.0	0.0	0.0	0.0	0.0	0.0	0.0
127.5°	0.0	0.0	0.0	0.0	0.0	0.0	0.0	0.0	0.0	0.0	0.0
130°	0.0	0.0	0.0	0.0	0.0	0.0	0.0	0.0	0.0	0.0	0.0
132.5°	0.0	0.0	0.0	0.0	0.0	0.0	0.0	0.0	0.0	0.0	0.0
135°	0.0	0.0	0.0	0.0	0.0	0.0	0.0	0.0	0.0	0.0	0.0
137.5°	0.0	0.0	0.0	0.0	0.0	0.0	0.0	0.0	0.0	0.0	0.0
140°	0.0	0.0	0.0	0.0	0.0	0.0	0.0	0.0	0.0	0.0	0.0
142.5°	0.0	0.0	0.0	0.0	0.0	0.0	0.0	0.0	0.0	0.0	0.0
145°	0.0	0.0	0.0	0.0	0.0	0.0	0.0	0.0	0.0	0.0	0.0
147.5°	0.0	0.0	0.0	0.0	0.0	0.0	0.0	0.0	0.0	0.0	0.0
150°	0.0	0.0	0.0	0.0	0.0	0.0	0.0	0.0	0.0	0.0	0.0
152.5°	0.0	0.0	0.0	0.0	0.0	0.0	0.0	0.0	0.0	0.0	0.0
155°	0.0	0.0	0.0	0.0	0.0	0.0	0.0	0.0	0.0	0.0	0.0
157.5°	0.0	0.0	0.0	0.0	0.0	0.0	0.0	0.0	0.0	0.0	0.0
160°	0.0	0.0	0.0	0.0	0.0	0.0	0.0	0.0	0.0	0.0	0.0
162.5°	0.0	0.0	0.0	0.0	0.0	0.0	0.0	0.0	0.0	0.0	0.0
165°	0.0	0.0	0.0	0.0	0.0	0.0	0.0	0.0	0.0	0.0	0.0
167.5°	0.0	0.0	0.0	0.0	0.0	0.0	0.0	0.0	0.0	0.0	0.0
170°	0.0	0.0	0.0	0.0	0.0	0.0	0.0	0.0	0.0	0.0	0.0
172.5°	0.0	0.0	0.0	0.0	0.0	0.0	0.0	0.0	0.0	0.0	0.0
175°	0.0	0.0	0.0	0.0	0.0	0.0	0.0	0.0	0.0	0.0	0.0
177.5°	0.0	0.0	0.0	0.0	0.0	0.0	0.0	0.0	0.0	0.0	0.0
180°	0.0	0.0	0.0	0.0	0.0	0.0	0.0	0.0	0.0	0.0	0.0



REPORT NUMBER: P227049

CATALOG NUMBER: ISW-AF-800-LED-E1-SL4-7030

CANDELA DISTRIBUTION (continued):

	50°	55°	60°	65°	70°	75°	80°	85°	90°	95°	100°
0°	679.2	679.2	679.2	679.2	679.2	679.2	679.2	679.2	679.2	679.2	679.2
2.5°	687.1	687.1	685.8	685.1	683.1	680.5	678.5	675.3	673.3	670.0	666.0
5°	678.5	675.9	674.6	672.0	668.0	664.7	660.8	656.2	650.9	644.3	637.1
7.5°	667.4	663.4	658.8	657.5	652.9	648.9	644.3	637.7	630.5	618.7	609.4
10°	662.7	658.8	654.8	652.2	646.3	641.7	636.4	627.9	618.7	602.9	585.7
12.5°	667.4	663.4	659.5	654.8	649.6	644.3	637.1	626.5	614.0	593.6	572.6
15°	678.5	674.6	668.0	663.4	656.2	651.6	641.7	629.8	611.4	586.4	558.8
17.5°	691.0	685.1	679.2	672.0	665.4	659.5	648.9	633.8	610.8	581.1	545.6
20°	702.9	696.3	687.1	681.8	675.3	666.7	655.5	637.1	609.4	570.6	531.8
22.5°	716.7	708.2	698.3	692.4	687.1	679.9	666.7	643.0	609.4	564.7	516.0
25°	734.5	723.3	713.4	707.5	704.2	698.9	683.1	656.8	614.0	561.4	502.8
27.5°	755.5	741.1	732.5	728.6	727.9	724.0	708.2	675.3	624.6	561.4	490.3
30°	780.6	768.0	756.9	756.9	764.8	762.1	744.4	703.6	641.0	563.4	481.1
32.5°	815.4	802.9	796.3	802.9	811.5	814.1	793.7	743.7	668.0	572.6	471.9
35°	866.8	858.9	854.3	864.1	881.2	887.8	862.8	803.6	707.5	590.4	466.6
37.5°	934.6	928.6	922.7	939.8	972.1	985.2	949.0	872.7	764.1	620.0	464.0
40°	1012.2	1012.9	1019.5	1053.7	1084.6	1112.3	1071.5	977.3	841.8	662.1	466.6
42.5°	1104.4	1111.6	1134.0	1181.4	1241.3	1263.0	1223.5	1103.7	938.5	712.8	473.2
45°	1218.9	1238.0	1276.1	1346.6	1419.0	1452.5	1396.6	1263.0	1060.3	793.7	491.6
47.5°	1340.6	1382.8	1447.3	1532.8	1617.1	1638.8	1569.7	1407.1	1179.4	865.5	519.9
50°	1496.6	1547.9	1612.4	1715.1	1804.6	1817.8	1726.3	1540.7	1283.4	928.0	546.9
52.5°	1642.1	1711.8	1794.1	1913.2	2004.0	1987.6	1869.1	1659.8	1365.6	970.8	562.1
55°	1840.8	1913.2	2006.0	2110.0	2200.2	2160.7	1998.8	1761.2	1431.5	1002.3	566.7
57.5°	2067.9	2123.2	2214.0	2320.6	2379.8	2312.0	2126.5	1859.9	1494.0	1003.0	530.5
60°	2291.0	2355.5	2455.5	2560.2	2593.1	2475.9	2215.3	1875.0	1432.1	895.1	424.5
62.5°	2621.4	2686.5	2737.2	2754.3	2695.1	2459.5	2112.0	1715.1	1234.7	706.2	300.8
65°	2990.6	2916.9	2818.8	2726.7	2565.4	2207.4	1821.1	1409.1	958.3	471.9	207.3
67.5°	3087.3	2862.9	2649.7	2444.3	2143.6	1757.9	1373.5	991.2	614.7	268.5	140.8
69°	2986.6	2658.9	2421.3	2095.5	1784.9	1315.6	946.4	635.1	367.2	186.9	117.8
70°	2802.4	2461.4	2139.6	1790.8	1382.8	1005.0	629.2	415.9	239.6	136.2	106.0
72.5°	2114.6	1690.8	1303.1	846.4	516.0	286.3	201.4	144.1	113.9	100.0	90.8
75°	1222.8	814.1	533.1	284.3	168.5	125.0	109.3	97.4	90.2	86.9	79.0
77.5°	516.0	322.5	218.5	159.9	113.2	96.7	84.2	77.7	77.0	75.0	67.8
80°	235.0	201.4	171.8	120.4	86.2	73.7	64.5	63.2	64.5	62.5	55.3
82.5°	174.4	171.8	143.5	92.8	65.8	49.4	40.1	42.1	47.4	51.3	44.8
85°	145.4	145.4	120.4	69.1	43.4	31.6	30.9	34.9	39.5	42.8	36.2
87.5°	133.6	128.3	69.1	35.5	25.0	20.4	19.1	17.1	17.1	29.6	25.0
90°	13.2	5.9	3.3	2.6	3.3	2.6	3.9	3.3	3.3	3.3	3.3
92.5°	0.0	0.0	0.0	0.0	0.0	0.0	0.0	0.0	0.0	0.0	0.0
95°	0.0	0.0	0.0	0.0	0.0	0.0	0.0	0.0	0.0	0.0	0.0
97.5°	0.0	0.0	0.0	0.0	0.0	0.0	0.0	0.0	0.0	0.0	0.0
100°	0.0	0.0	0.0	0.0	0.0	0.0	0.0	0.0	0.0	0.0	0.0
102.5°	0.0	0.0	0.0	0.0	0.0	0.0	0.0	0.0	0.0	0.0	0.0
105°	0.0	0.0	0.0	0.0	0.0	0.0	0.0	0.0	0.0	0.0	0.0
107.5°	0.0	0.0	0.0	0.0	0.0	0.0	0.0	0.0	0.0	0.0	0.0



REPORT NUMBER: P227049

CATALOG NUMBER: ISW-AF-800-LED-E1-SL4-7030

CANDELA DISTRIBUTION (continued):

	50°	55°	60°	65°	70°	75°	80°	85°	90°	95°	100°
110°	0.0	0.0	0.0	0.0	0.0	0.0	0.0	0.0	0.0	0.0	0.0
112.5°	0.0	0.0	0.0	0.0	0.0	0.0	0.0	0.0	0.0	0.0	0.0
115°	0.0	0.0	0.0	0.0	0.0	0.0	0.0	0.0	0.0	0.0	0.0
117.5°	0.0	0.0	0.0	0.0	0.0	0.0	0.0	0.0	0.0	0.0	0.0
120°	0.0	0.0	0.0	0.0	0.0	0.0	0.0	0.0	0.0	0.0	0.0
122.5°	0.0	0.0	0.0	0.0	0.0	0.0	0.0	0.0	0.0	0.0	0.0
125°	0.0	0.0	0.0	0.0	0.0	0.0	0.0	0.0	0.0	0.0	0.0
127.5°	0.0	0.0	0.0	0.0	0.0	0.0	0.0	0.0	0.0	0.0	0.0
130°	0.0	0.0	0.0	0.0	0.0	0.0	0.0	0.0	0.0	0.0	0.0
132.5°	0.0	0.0	0.0	0.0	0.0	0.0	0.0	0.0	0.0	0.0	0.0
135°	0.0	0.0	0.0	0.0	0.0	0.0	0.0	0.0	0.0	0.0	0.0
137.5°	0.0	0.0	0.0	0.0	0.0	0.0	0.0	0.0	0.0	0.0	0.0
140°	0.0	0.0	0.0	0.0	0.0	0.0	0.0	0.0	0.0	0.0	0.0
142.5°	0.0	0.0	0.0	0.0	0.0	0.0	0.0	0.0	0.0	0.0	0.0
145°	0.0	0.0	0.0	0.0	0.0	0.0	0.0	0.0	0.0	0.0	0.0
147.5°	0.0	0.0	0.0	0.0	0.0	0.0	0.0	0.0	0.0	0.0	0.0
150°	0.0	0.0	0.0	0.0	0.0	0.0	0.0	0.0	0.0	0.0	0.0
152.5°	0.0	0.0	0.0	0.0	0.0	0.0	0.0	0.0	0.0	0.0	0.0
155°	0.0	0.0	0.0	0.0	0.0	0.0	0.0	0.0	0.0	0.0	0.0
157.5°	0.0	0.0	0.0	0.0	0.0	0.0	0.0	0.0	0.0	0.0	0.0
160°	0.0	0.0	0.0	0.0	0.0	0.0	0.0	0.0	0.0	0.0	0.0
162.5°	0.0	0.0	0.0	0.0	0.0	0.0	0.0	0.0	0.0	0.0	0.0
165°	0.0	0.0	0.0	0.0	0.0	0.0	0.0	0.0	0.0	0.0	0.0
167.5°	0.0	0.0	0.0	0.0	0.0	0.0	0.0	0.0	0.0	0.0	0.0
170°	0.0	0.0	0.0	0.0	0.0	0.0	0.0	0.0	0.0	0.0	0.0
172.5°	0.0	0.0	0.0	0.0	0.0	0.0	0.0	0.0	0.0	0.0	0.0
175°	0.0	0.0	0.0	0.0	0.0	0.0	0.0	0.0	0.0	0.0	0.0
177.5°	0.0	0.0	0.0	0.0	0.0	0.0	0.0	0.0	0.0	0.0	0.0
180°	0.0	0.0	0.0	0.0	0.0	0.0	0.0	0.0	0.0	0.0	0.0



REPORT NUMBER: P227049

CATALOG NUMBER: ISW-AF-800-LED-E1-SL4-7030

CANDELA DISTRIBUTION (continued):

	105°	110°	115°	120°	125°	130°	135°	140°	145°	150°	155°
0°	679.2	679.2	679.2	679.2	679.2	679.2	679.2	679.2	679.2	679.2	679.2
2.5°	662.7	660.1	653.5	652.2	650.2	647.6	647.0	643.7	637.1	635.8	636.4
5°	632.5	621.9	614.7	608.8	604.2	592.3	587.7	582.5	573.2	570.6	566.7
7.5°	596.9	584.4	569.9	559.4	546.9	534.4	524.5	512.0	502.2	496.2	485.7
10°	569.3	552.2	533.1	512.0	495.6	476.5	464.0	449.5	433.7	419.2	408.7
12.5°	548.2	524.5	496.9	471.9	448.2	427.8	405.4	385.0	365.3	345.5	328.4
15°	531.1	501.5	466.6	435.0	406.1	375.8	350.8	322.5	297.5	280.4	258.6
17.5°	512.7	474.5	433.1	396.2	358.7	327.1	295.5	265.9	242.2	219.8	202.0
20°	490.3	444.2	399.5	356.7	313.9	277.7	245.5	217.2	194.2	176.4	163.2
22.5°	465.3	411.3	359.3	312.6	269.8	234.3	204.0	183.0	165.9	156.0	152.0
25°	441.0	379.1	320.5	269.2	226.4	196.1	175.7	158.0	149.4	145.4	145.4
27.5°	418.6	346.2	281.0	231.0	189.5	165.9	150.1	142.8	138.9	138.9	140.8
30°	397.5	313.3	243.5	192.8	159.9	142.2	133.6	131.0	131.6	134.3	136.9
32.5°	373.2	281.7	211.3	165.9	138.9	127.0	120.4	121.1	124.4	129.0	133.6
35°	347.5	248.1	183.0	145.4	124.4	115.2	111.2	111.9	116.5	122.4	127.0
37.5°	324.5	221.1	161.2	129.7	113.9	107.9	104.6	105.3	108.6	115.8	121.8
40°	301.4	198.1	143.5	120.4	107.9	102.0	100.0	99.4	102.0	108.6	115.8
42.5°	281.7	178.4	132.9	113.9	104.0	98.7	96.1	96.1	97.4	102.7	109.9
45°	269.8	166.5	125.7	109.3	100.7	96.1	93.5	92.1	94.1	97.4	104.0
47.5°	269.8	160.6	121.1	106.0	98.1	94.1	90.8	90.2	90.8	94.1	100.7
50°	279.1	161.9	120.4	104.6	96.7	91.5	88.2	88.2	89.5	94.1	99.4
52.5°	286.9	164.5	122.4	106.0	96.7	90.2	86.2	85.6	87.5	92.1	96.7
55°	285.6	164.5	124.4	107.9	98.7	90.8	85.6	84.9	86.2	90.8	95.4
57.5°	255.4	154.7	122.4	109.3	101.4	94.1	88.8	86.9	88.2	92.1	96.1
60°	206.7	137.6	117.1	109.3	105.3	100.0	94.8	93.5	94.1	98.1	102.7
62.5°	161.9	122.4	110.6	108.6	107.3	104.6	102.7	101.4	101.4	104.6	108.6
65°	131.6	110.6	105.3	106.0	107.3	106.6	106.0	105.3	105.3	107.3	111.2
67.5°	109.9	99.4	98.1	100.0	101.4	102.0	102.7	102.0	102.7	104.6	109.3
69°	100.0	93.5	92.1	93.5	96.1	96.7	98.1	97.4	98.1	100.0	104.6
70°	94.1	88.8	87.5	89.5	91.5	92.1	93.5	92.8	93.5	95.4	100.0
72.5°	81.6	75.7	73.7	75.0	77.0	77.0	79.0	79.6	78.3	79.0	82.3
75°	69.8	63.2	59.9	60.5	60.5	60.5	61.9	61.9	60.5	59.9	60.5
77.5°	58.6	51.3	47.4	47.4	47.4	46.7	44.8	45.4	46.1	45.4	46.1
80°	46.1	40.1	36.2	36.2	36.2	34.9	34.2	34.2	35.5	36.9	36.2
82.5°	35.5	29.6	27.6	27.0	27.0	25.7	25.7	27.0	26.3	27.0	28.3
85°	25.7	21.1	19.1	19.7	19.1	17.8	18.4	20.4	20.4	19.7	21.1
87.5°	15.8	13.2	12.5	13.2	11.8	9.9	9.2	9.9	11.2	10.5	11.8
90°	2.0	1.3	1.3	1.3	2.0	1.3	1.3	1.3	2.0	2.0	1.3
92.5°	0.0	0.0	0.0	0.0	0.0	0.0	0.0	0.0	0.0	0.0	0.0
95°	0.0	0.0	0.0	0.0	0.0	0.0	0.0	0.0	0.0	0.0	0.0
97.5°	0.0	0.0	0.0	0.0	0.0	0.0	0.0	0.0	0.0	0.0	0.0
100°	0.0	0.0	0.0	0.0	0.0	0.0	0.0	0.0	0.0	0.0	0.0
102.5°	0.0	0.0	0.0	0.0	0.0	0.0	0.0	0.0	0.0	0.0	0.0
105°	0.0	0.0	0.0	0.0	0.0	0.0	0.0	0.0	0.0	0.0	0.0
107.5°	0.0	0.0	0.0	0.0	0.0	0.0	0.0	0.0	0.0	0.0	0.0



REPORT NUMBER: P227049
 CATALOG NUMBER: ISW-AF-800-LED-E1-SL4-7030

REPORT N
 CATALOG

CANDELA DISTRIBUTION (continued):

CANDELA

	105°	110°	115°	120°	125°	130°	135°	140°	145°	150°	155°	
110°	0.0	0.0	0.0	0.0	0.0	0.0	0.0	0.0	0.0	0.0	0.0	0°
112.5°	0.0	0.0	0.0	0.0	0.0	0.0	0.0	0.0	0.0	0.0	0.0	2.5°
115°	0.0	0.0	0.0	0.0	0.0	0.0	0.0	0.0	0.0	0.0	0.0	5°
117.5°	0.0	0.0	0.0	0.0	0.0	0.0	0.0	0.0	0.0	0.0	0.0	7.5°
120°	0.0	0.0	0.0	0.0	0.0	0.0	0.0	0.0	0.0	0.0	0.0	10°
122.5°	0.0	0.0	0.0	0.0	0.0	0.0	0.0	0.0	0.0	0.0	0.0	12.5°
125°	0.0	0.0	0.0	0.0	0.0	0.0	0.0	0.0	0.0	0.0	0.0	15°
127.5°	0.0	0.0	0.0	0.0	0.0	0.0	0.0	0.0	0.0	0.0	0.0	17.5°
130°	0.0	0.0	0.0	0.0	0.0	0.0	0.0	0.0	0.0	0.0	0.0	20°
132.5°	0.0	0.0	0.0	0.0	0.0	0.0	0.0	0.0	0.0	0.0	0.0	22.5°
135°	0.0	0.0	0.0	0.0	0.0	0.0	0.0	0.0	0.0	0.0	0.0	25°
137.5°	0.0	0.0	0.0	0.0	0.0	0.0	0.0	0.0	0.0	0.0	0.0	27.5°
140°	0.0	0.0	0.0	0.0	0.0	0.0	0.0	0.0	0.0	0.0	0.0	30°
142.5°	0.0	0.0	0.0	0.0	0.0	0.0	0.0	0.0	0.0	0.0	0.0	32.5°
145°	0.0	0.0	0.0	0.0	0.0	0.0	0.0	0.0	0.0	0.0	0.0	35°
147.5°	0.0	0.0	0.0	0.0	0.0	0.0	0.0	0.0	0.0	0.0	0.0	37.5°
150°	0.0	0.0	0.0	0.0	0.0	0.0	0.0	0.0	0.0	0.0	0.0	40°
152.5°	0.0	0.0	0.0	0.0	0.0	0.0	0.0	0.0	0.0	0.0	0.0	42.5°
155°	0.0	0.0	0.0	0.0	0.0	0.0	0.0	0.0	0.0	0.0	0.0	45°
157.5°	0.0	0.0	0.0	0.0	0.0	0.0	0.0	0.0	0.0	0.0	0.0	47.5°
160°	0.0	0.0	0.0	0.0	0.0	0.0	0.0	0.0	0.0	0.0	0.0	50°
162.5°	0.0	0.0	0.0	0.0	0.0	0.0	0.0	0.0	0.0	0.0	0.0	52.5°
165°	0.0	0.0	0.0	0.0	0.0	0.0	0.0	0.0	0.0	0.0	0.0	55°
167.5°	0.0	0.0	0.0	0.0	0.0	0.0	0.0	0.0	0.0	0.0	0.0	57.5°
170°	0.0	0.0	0.0	0.0	0.0	0.0	0.0	0.0	0.0	0.0	0.0	60°
172.5°	0.0	0.0	0.0	0.0	0.0	0.0	0.0	0.0	0.0	0.0	0.0	62.5°
175°	0.0	0.0	0.0	0.0	0.0	0.0	0.0	0.0	0.0	0.0	0.0	65°
177.5°	0.0	0.0	0.0	0.0	0.0	0.0	0.0	0.0	0.0	0.0	0.0	67.5°
180°	0.0	0.0	0.0	0.0	0.0	0.0	0.0	0.0	0.0	0.0	0.0	69°
												70°
												72.5°
												75°
												77.5°
												80°
												82.5°
												85°
												87.5°
												90°
												92.5°
												95°
												97.5°
												100°
												102.5°
												105°
												107.5°

NUMBER: P227049
 NUMBER: ISW-AF-800-LED-E1-SL4-7030

REPORT NUMBER: P
 CATALOG NUMBER:

DISTRIBUTION (continued):

160°	165°	170°	175°	180°
679.2	679.2	679.2	679.2	679.2
631.8	633.8	625.2	629.2	626.5
562.7	559.4	558.8	556.8	552.8
481.8	479.1	471.2	473.9	467.9
398.2	397.5	383.0	383.7	376.5
321.2	309.3	303.4	294.8	299.5
248.8	238.9	226.4	223.1	227.7
187.6	177.7	171.8	166.5	164.5
155.3	149.4	146.1	144.1	142.8
150.1	148.7	148.1	146.8	146.1
146.8	148.1	148.1	148.1	146.8
143.5	146.1	146.8	146.1	144.8
140.2	142.2	142.2	141.5	139.5
135.6	137.6	137.6	136.9	135.6
130.3	131.6	132.3	132.3	132.9
126.4	127.7	129.0	130.3	132.3
121.8	123.7	124.4	127.0	129.7
115.8	118.5	119.8	121.8	124.4
109.9	113.2	113.9	116.5	119.1
107.3	109.9	109.9	111.9	113.9
104.0	105.3	104.6	106.0	106.6
100.7	102.0	101.4	102.7	103.3
98.1	99.4	100.7	102.0	102.7
99.4	101.4	102.0	104.0	104.6
105.3	107.9	110.6	113.2	115.2
111.2	114.5	120.4	132.3	136.9
114.5	119.1	132.9	153.3	159.3
112.5	118.5	134.9	156.6	163.9
108.6	113.2	131.0	153.3	159.9
103.3	107.9	125.7	150.1	156.0
83.6	86.2	106.0	129.0	132.9
61.2	63.2	78.3	87.5	86.9
47.4	50.0	55.3	55.9	55.3
37.5	38.8	41.5	41.5	42.1
29.0	29.6	30.9	29.6	29.0
21.7	21.1	20.4	19.7	19.1
12.5	12.5	10.5	9.2	8.6
1.3	2.0	2.0	1.3	0.0
0.0	0.0	0.0	0.0	0.0
0.0	0.0	0.0	0.0	0.0
0.0	0.0	0.0	0.0	0.0
0.0	0.0	0.0	0.0	0.0
0.0	0.0	0.0	0.0	0.0
0.0	0.0	0.0	0.0	0.0
0.0	0.0	0.0	0.0	0.0
0.0	0.0	0.0	0.0	0.0
0.0	0.0	0.0	0.0	0.0

CANDELA DISTRIBUTION:

	160°
110°	0.0
112.5°	0.0
115°	0.0
117.5°	0.0
120°	0.0
122.5°	0.0
125°	0.0
127.5°	0.0
130°	0.0
132.5°	0.0
135°	0.0
137.5°	0.0
140°	0.0
142.5°	0.0
145°	0.0
147.5°	0.0
150°	0.0
152.5°	0.0
155°	0.0
157.5°	0.0
160°	0.0
162.5°	0.0
165°	0.0
167.5°	0.0
170°	0.0
172.5°	0.0
175°	0.0
177.5°	0.0
180°	0.0

